

# YOUR GUIDE TO SHOOTING LOWER SCORES AND GETTING THE MOST FROM YOUR COURSE GUIDE

All distances are measured in **YARDS** to the **FRONT** of the green.



Eye brows



White Arrows indicate direction of tees



Next Tee Arrow

- 100 100 Yards
- 150 150 Yards
- 200 200 Yards



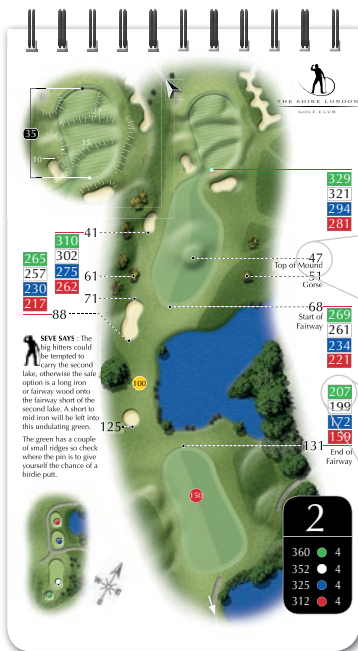
Bunker



Compass Point



Tee Positions



Figures indicate depth of green from front edge



Black figures show distance to the **FRONT** of the green



Driving Distances indicate the distance to the point from each tee position.

All distances verified by



bushnellgolf.com



THE SHIRE LONDON  
GOLF CLUB



154  
133  
114  
96

24

32

End of  
Fairway

126  
105  
86  
68



**SEVE SAYS :** The first will test the nerve of many a player. Make sure you take enough club to reach the green. Long is an option as there is a run-off.

The green can play a club longer when the flag is on the back left.


1

175	●	3
154	●	3
135	●	3
117	●	3



THE SHIRE LONDON  
GOLF CLUB

35



329  
321  
294  
281

310  
265  
257  
230  
217

41  
61  
71

47  
Top of Mound  
51  
Gorse

68  
Start of Fairway  
269  
261  
234  
221

**SEVE SAYS :** The big hitters could be tempted to carry the second lake, otherwise the safe option is a long iron or fairway wood onto the fairway short of the second lake. A short to mid iron will be left into this undulating green.

The green has a couple of small ridges so check where the pin is to give yourself the chance of a birdie putt.

100

125

207  
199  
172  
159

131  
End of Fairway

150

**2**

360	●	4
352	●	4
325	●	4
312	●	4





THE SHIRE LONDON  
GOLF CLUB

25



**SEVE SAYS :** An intimidating hole from the back tee which appears longer than it is.

A well-positioned drive, taking into consideration the lake, is the key to setting up a second shot where the longer players can attempt to reach the green.

Clever players can easily plot their way onto the green in regulation.

310

229 Start of Fairway

283

250

229

275 Sprinkler Head

263

236

203

182

245 Top of Mound

282

126

142

100

200

150

62

72

114

130

142

Gorse

163

Gorse

203

Gorse

3

548 ● 5

521 ● 5

488 ● 5

467 ● 5





THE SHIRE LONDON  
GOLF CLUB

21

18

3

208

171

126

114

152

56  
Top of Mound

115



**SEVE SAYS** : A long Par 3 that is very pleasing to the eye, but a naughty hole which can punish those who take a club too short.

Tee shots should be aimed at the middle of the green. It's better to take one club too many to ensure you carry the water safely, rather than end up in the lake.

4

220 ● 3

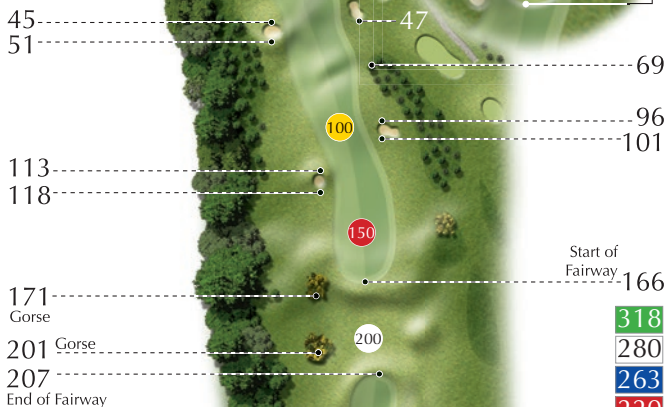
183 ● 3

138 ● 3

126 ● 3



THE SHIRE LONDON  
GOLF CLUB



**SEVE SAYS :** The start of the links course, this hole is a genuine three shot Par 5. A drive towards the three bunkers on the right is the line from the tee. Out of bounds runs all the way down the hole on the left.

The second shot should avoid the array of bunkers set to trap the unwary.



171 Gorse  
201 Gorse  
207 End of Fairway

318
280
263
220

235
244
256
273
300
290
262
252
245
235
202
192

330
230
192
175
132

# 5

590	●	5
552	●	5
535	●	5
492	●	5





THE SHIRE LONDON  
GOLF CLUB



**SEVE SAYS :**

Beware the ditch which separates the fairways. The danger level depends on which tee you play from.

A long iron or fairway wood to lay up in front of the ditch is the safe option. Make sure you are straight off the tee as a lake on the right and a sand trap on the left will catch those who are not.

240
234
220
168

216 Top of Mound

83 Top of Mound

142

156

216



# 6

436	●	4
430	●	4
416	●	4
364	●	4

280
274
260
208

195
189
175
123

31

70 Small Tree

120 Start of Fairway

227



THE SHIRE LONDON  
GOLF CLUB

39

120

98

93

88



**SEVE SAYS :**

Our picturesque island hole.

After taking a few moments to view the waterfalls and island green, you will need to concentrate on selecting the right club.

The green is bigger than you think and a wrong club off the tee can well leave you with a long and tricky putt. Two putts are not a certainty due to the large tier in the middle of the green.

28

92

70

65

60

7

145 ● 3

123 ● 3

118 ● 3

113 ● 3







THE SHIRE LONDON  
GOLF CLUB

**SEVE SAYS :**  
Another of our links-style holes, where a drive between the fairway bunkers is ideal.


The green can be made in two, but you will have to fly the ball all the way to get over the front bunkers. Be careful when putting as the green has some extreme slopes.





THE SHIRE LONDON  
GOLF CLUB

42



**SEVE SAYS :** A long Par 4 from the back tees and not such an easy one from the forward tees!

The drive should be placed between the trees and the sand trap, leaving a mid to long iron into this long, three-tiered green. If the flag is towards the back of the green take one more club!

108

100

62

124

Last Tree in Line

146

- 277
- 232
- 227
- 170

161

- 263
- 218
- 213
- 156

146

157

174

First Tree in Line

200



9

- 450 ● 4
- 405 ● 4
- 400 ● 4
- 343 ● 4



THE SHIRE LONDON  
GOLF CLUB



**SEVE SAYS :** A hole with many lakes in play which can be intimidating. The perfect line off the tee is at the fairway bunker on the right.

A good drive will leave more chance for players to get the ball closer on this water-surrounded green.

68  
Top of Mound

Small Tree 93

100

120  
Start of Fairway  
128  
137

278

248

239

193

273

243

234

188

270  
240  
256  
231  
226  
185  
240  
210  
217  
171  
137  
148  
164  
198  
168  
159  
113  
204

150

180

150

141

95

223

200

10

432 ● 4

402 ● 4

393 ● 4

347 ● 4



36

22

19



THE SHIRE LONDON  
GOLF CLUB

51

**SEVE SAYS :** A long Par 5 with a ditch running parallel to the fairway. The line off the tee is just right of the fairway bunker.

Big hitters will be tempted to go for the green in two, whilst the more conservative player will plot a route to the green avoiding the two fairway bunkers, the stream and the large tree in the middle of the fairway.

128  
End of  
Fairway

100

150

200

275

225 Small Tree

220

123

220

260

276

210

205

108

276

Start of Fairway

Bridge

132

145

170

211

Top of Slope

337

287

282

185

254

185




11

575 ● 5

525 ● 5

520 ● 5

423 ● 5





THE SHIRE LONDON  
GOLF CLUB



34



213

171

166

137

12

235 ● 3

193 ● 3

188 ● 3

159 ● 3



**SEVE SAYS** : A difficult and long Par 3 from the back tee.


An accurate shot is required into this long and narrow green. Check where the pin is so that you can get the right yardage to select the right club.





THE SHIRE LONDON  
GOLF CLUB

35



**SEVE SAYS :** A short Par 5 for the longer hitter, where a birdie is definitely available for those who can reach in two.

A well-positioned drive will leave a long iron or fairway wood into this three-tiered green.

275  
254  
249  
203

158  
171  
End of Fairway

271  
250  
245  
199

256  
235  
230  
184

203

200

150

100

44  
61  
70  
97

49  
88  
Top of Mound  
304  
283  
278  
232  
118  
137  
Start of Fairway

273  
252  
247  
201

180  
193  
254  
233  
228  
182

13

475 ● 5  
454 ● 5  
449 ● 5  
403 ● 5








THE SHIRE LONDON  
GOLF CLUB

23



168

151

133

128



**SEVE SAYS** : A tricky green awaits the golfer who hits the target.  
The green is surrounded by a ravine which will punish all who come up short.

14

185 ● 3

168 ● 3

150 ● 3

145 ● 3



THE SHIRE LONDON  
GOLF CLUB

31

24

53

61

75

95

100

292

255

210

205



**SEVE SAYS :**

A difficult drive  
awaits here.

Accuracy and length

are vital to avoid the lake which  
runs all the way to the green on  
the right hand side.

The reward is that a good drive  
will leave you with a short iron  
into this double green.

120

275

238

193

188

100

150

94

287

250

205

200

258

221

176

171

113

124

143

153

241

204

194

149

159

154

173

212

175

130

125

144

15

422 ● 4

385 ● 4

340 ● 4

335 ● 4





THE SHIRE LONDON  
GOLF CLUB



139  
Gorse

311
279
274
234

**SEVE SAYS :** A long Par 5 with the essence of a links course.

Off the tee be careful to miss the pot bunkers as they will punish the wayward.

Views of the green will not be possible until the player is about 50 yards away.



78

108  
Top of Mound

130  
Gorse

175

292
260
255
215

236
204
199
159

217

279
228
196
191
151

590	●	5
558	●	5
553	●	5
513	●	5


16



THE SHIRE LONDON  
GOLF CLUB



27



184

162

157

107

17

200 ● 3

178 ● 3

173 ● 3

123 ● 3



**SEVE SAYS :** The last of the spectacular Par 3s at The Shire.

A difficult green awaits the player who avoids the water. Check your yardage to make sure you take enough club to reach.



THE SHIRE LONDON  
GOLF CLUB

31

18  
End of  
Fairway

56

65  
71

98

100

278
242
188
136

114

130



**SEVE SAYS :**  
A spectacular  
finishing hole  
that can easily  
ruin a good round.

A drive to the start  
of the plateau will  
leave you with a good  
view of the green, which  
is surrounded by the  
'S' lake.

This hole will take  
no prisoners!

275
239
185
133

157

156

263
227
173
121

170

175

191

230
194
140
88

205

200

227
191
137
85

18

455	●	4
419	●	4
365	●	4
313	●	4





# COURSE MAP



○ The Masters Course

● Academy Course



## THE MASTERS COURSE SCORECARD

Hole	Emerald	Diamond	Sapphire	Par	Ruby	Par
1	175	154	135	3	117	3
2	360	352	325	4	312	4
3	548	521	488	5	467	5
4	220	183	138	3	126	3
5	590	552	535	5	492	5
6	436	430	416	4	364	4
7	145	123	118	3	113	3
8	535	529	497	5	469	5
9	450	405	400	4	343	4
10	432	402	393	4	347	4
11	575	525	520	5	423	5
12	235	193	188	3	159	3
13	475	454	449	5	403	5
14	185	168	150	3	145	3
15	422	385	340	4	335	4
16	590	558	553	5	513	5
17	200	178	173	3	123	3
18	455	419	365	4	313	4
TOTAL	7028	6531	6183	72	5564	72

## ACADEMY COURSE SCORECARD

Hole	White	Par	Hole	White	Par
1	159	3	6	87	3
2	91	3	7	103	3
3	148	3	8	58	3
4	291	4	9	254	4
5	317	4	TOTAL	1508	30